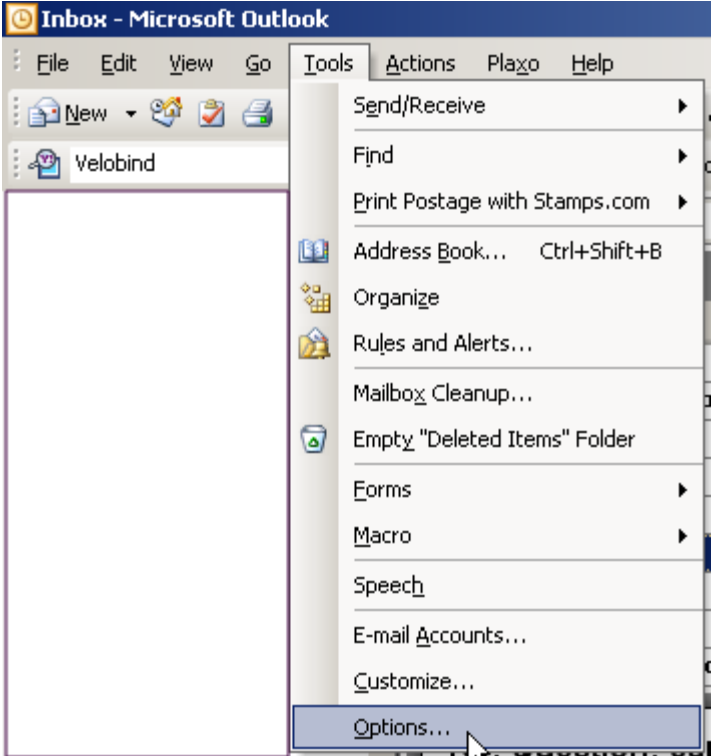
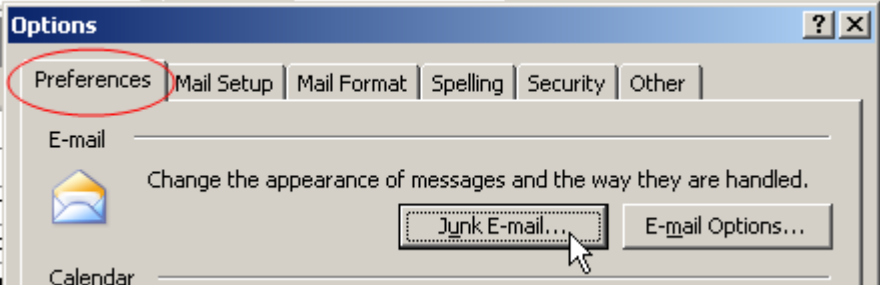


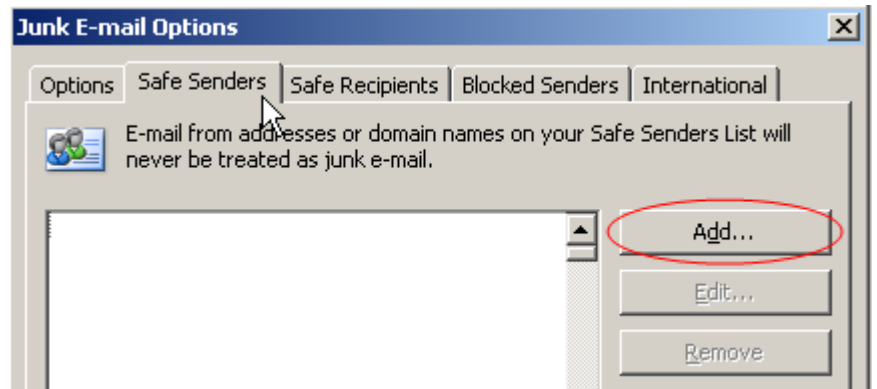
Updating MS Outlook Junk Mail Filters

These steps are needed to ensure that your mail program does not accidentally delete or move important mail regarding your Compass Investors subscription to your “junk” mail folder where it could easily be missed.

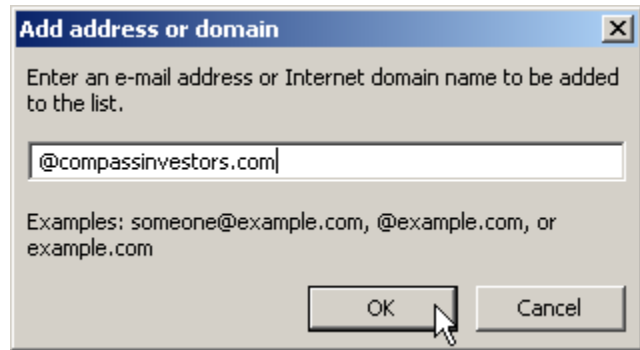
These instructions were created for the industry-leading MS Outlook™ 2003 email program which includes a junk email filter. If you use a junk mail filter other than MS Outlook™, please consult your program’s User’s Guide for specific instructions on how to allow email from a list of approved senders.

Step	Screen View
<p>1. Click on 'Tools' in the MS Outlook menu and select 'Options' from the 'Tools' dropdown menu.</p>	
<p>2. Select the 'Preferences' tab in the 'Options' window.</p> <p>Under the 'E-mail' section, click the 'Junk E-mail' button</p>	

3. Click the **'Safe Senders'** tab and then click the **'Add...'** button.



4. In the **'Enter an e-mail address or Internet domain name to be added to the list'** box, enter '@compassinvestors.com' and click the **'OK'** button.



5. Repeat steps 3 and 4 using '@paypal.com' in the **'Enter an e-mail address or Internet domain name to be added to the list'** box in step 4.

Close all open dialogue boxes when you are finished.